IMMERSION HEATER TANK PLACEMENT

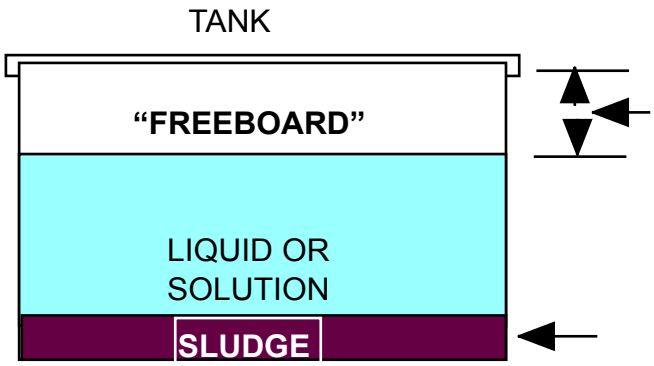

"FREEBOARD"IS THE DISTANCE FROM THE LIQUID SURFACE TO THER TANK RIM

"SLUDGE"

PARTICLES THAT FALL TO THE TANK BOTTOM WHICH COULD CAUSE HEATER TO BURN OUT DUE TO ENCAPLUSLATATED INTERNAL HEAT.

iMMERSION HEATER TANK PLACEMENT

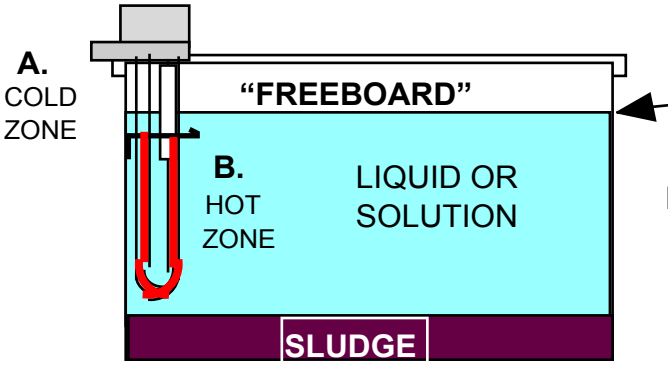

A. COLD ZONE — MAINTAIN A MINIMUM OF 2" LIQUID ABOVE HEATER'S HOT ZONE TO ALLOW HEAT DISBURSEMENT.

B. LOWER HEATED ZONE — MUST BE SUBMERSED AT ALL TIMES TO AVOID A BURN OUT. ALSO, THE HEAT SECTION MUST BE KEPT ABOVE AN SLUDGE ON TANK BOTTOM

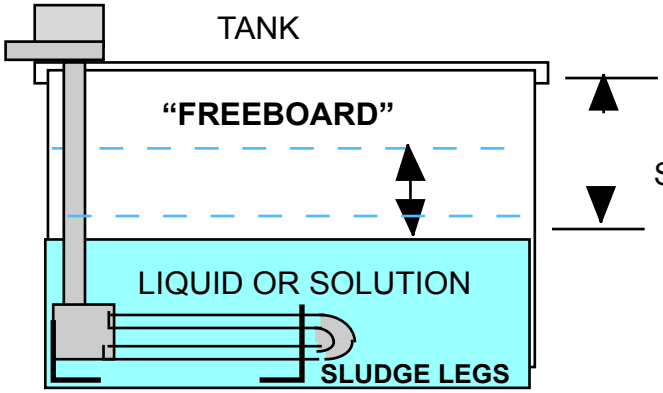

FOR EXTREME FLUCTUATING LIQUID LEVEL S AND OR SHALLOW LIQUID LEVEL USE AN "L" STYLE IMMERSION HEATER.

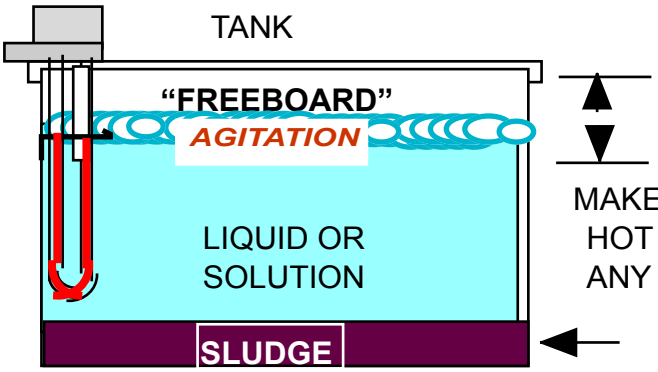

"FREEBOARD"

MAKE SURE HEATER'S HOT ZONE IS BELOW ANY TANK AGITATION